



BIRD TECHNICAL

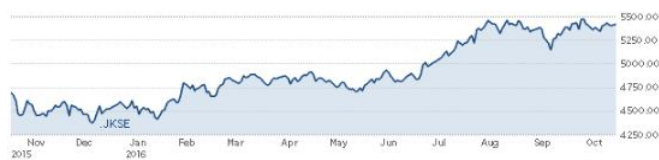
Selasa, 25 Oktober 2016

IDX-Composite

5,421.00 IDR ▲11.76 (+0.22%) Change
 Last | 4:10:00 PM VST
 8,111,975,300 Volume
 4,330.76 52 week range 5,482.84

QUOTE CHART NEWS PROFILE EARNINGS PEERS FINANCIALS OWNERSHIP

1 Day 5 Day 1 Mo 3 Mo 6 Mo YTD 1 Yr 3 Yr 5 Yr 10 Yr
 Daily Mountain Upper Indicators Lower Indicators Standard Logarithmic



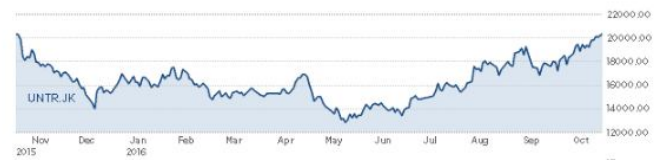
IDX Composite 5,375 - 5,462
 Pola *Three Inside Up* terbentuk atas IDX mengindikasikan
 berlanjutnya penguatan di hari Selasa.

United Tractor (UNTR)

20,325.00 IDR ▲125.00 (+0.62%) Change
 Last | 4:13:00 PM VST
 4,215,200 Volume
 12,550.00 52 week range 21,200.00

QUOTE CHART NEWS PROFILE EARNINGS PEERS FINANCIALS OWNERSHIP

1 Day 5 Day 1 Mo 3 Mo 6 Mo YTD 1 Yr 3 Yr 5 Yr 10 Yr
 Daily Mountain Upper Indicators Lower Indicators Standard Logarithmic



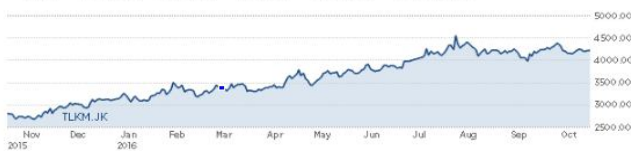
UNTR 20100-20700 (TP 2016F: 22125)
 Pola *Hammer* terbentuk atas UNTR mengindikasikan
 melambatnya aksi beli. BUY 20325

Telekomunikasi Indonesia (Persero) Tbk. (TLKM)

4,220.00 IDR ▲10.00 (+0.24%) Change
 Last | 4:13:00 PM VST
 44,928,300 Volume
 2,660.00 52 week range 4,570.00

QUOTE CHART NEWS PROFILE EARNINGS PEERS FINANCIALS OWNERSHIP

1 Day 5 Day 1 Mo 3 Mo 6 Mo YTD 1 Yr 3 Yr 5 Yr 10 Yr
 Daily Mountain Upper Indicators Lower Indicators Standard Logarithmic



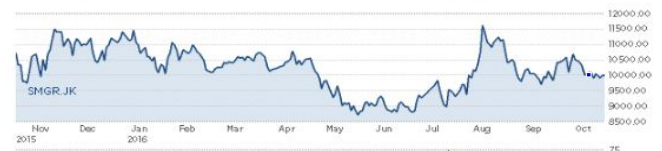
TLKM 4190-4290 (TP 2016F: 5100).
 Pola *Three Inside Up* terbentuk atas TLKM mengindikasikan
Bullish Continuation. BUY 4220

Semen Indonesia (Persero) Tbk. (SMGR)

9,975.00 IDR ▼-25.00 (-0.25%) Change
 Last | 4:10:00 PM VST
 3,903,200 Volume
 8,675.00 52 week range 11,875.00

QUOTE CHART NEWS PROFILE EARNINGS PEERS FINANCIALS OWNERSHIP

1 Day 5 Day 1 Mo 3 Mo 6 Mo YTD 1 Yr 3 Yr 5 Yr 10 Yr
 Daily Mountain Upper Indicators Lower Indicators Standard Logarithmic



SMGR 9825-10075 (TP 2016F: 12000).
 Pola *Bearish Harami* terbentuk atas SMGR mengindikasikan
Bearish Reversal. BOW 9925

Follow us on:



BIRDMsec



Bird Msec



Jasa Marga (JSMR)

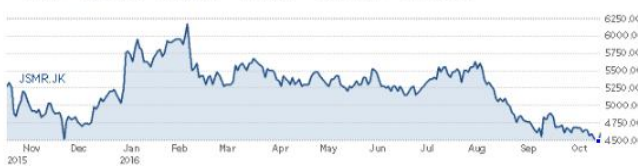
4,610.00 IDR ▲100.00 (+2.22%) 8,826,800 4,500.00 6,250.00
 Last | 4:10:00 PM VST Change Volume 52 week range

QUOTE CHART NEWS PROFILE EARNINGS PEERS FINANCIALS OWNERSHIP

1 Day 5 Day 1 Mo 3 Mo 6 Mo YTD 1 Yr 3 Yr 5 Yr 10 Yr

Daily Mountain Upper Indicators Lower Indicators Standard Logarithmic

10/20/16 Open 4,520.00 High 4,550.00 Low 4,500.00 Close 4,500.00 Volume 5,996,400



JSMR 4550-4675 (TP 2016F:5630).
 Pola *Bullish Kicking* terbentuk atas JSMR mengindikasikan *Bullish Reversal*. BUY 4610

Bank Negara Indonesia (BBNI)

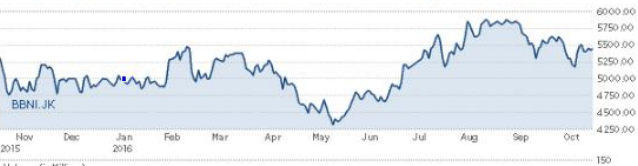
5,450.00 IDR ▲25.00 (+0.46%) 6,452,000 4,270.00 5,975.00
 Last | 4:11:00 PM VST Change Volume 52 week range

QUOTE CHART NEWS PROFILE EARNINGS PEERS FINANCIALS OWNERSHIP

1 Day 5 Day 1 Mo 3 Mo 6 Mo YTD 1 Yr 3 Yr 5 Yr 10 Yr

Daily Mountain Upper Indicators Lower Indicators Standard Logarithmic

01/09/16 Open 5,000.00 High 5,050.00 Low 4,975.00 Close 5,000.00 Volume 24,349,200



BBNI 5375-5550 (TP 2016F:6125).
 Pola *White Opening Marubozu* terbentuk atas BBNI mengindikasikan *Bullish Reversal*. BUY 5450

Adhi Karya (ADHI)

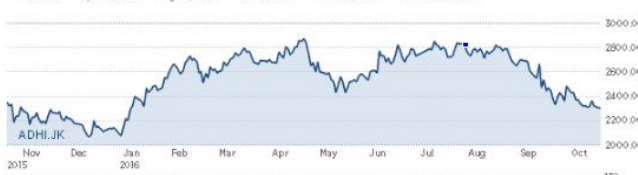
2,300.00 IDR UNCH (0) 8,025,600 2,040.00 2,910.00
 Last | 4:11:00 PM VST Change Volume 52 week range

QUOTE CHART NEWS PROFILE EARNINGS PEERS FINANCIALS OWNERSHIP

1 Day 5 Day 1 Mo 3 Mo 6 Mo YTD 1 Yr 3 Yr 5 Yr 10 Yr

Daily Mountain Upper Indicators Lower Indicators Standard Logarithmic

09/01/16 Open 2,330.00 High 2,890.00 Low 2,820.00 Close 2,830.00 Volume 12,334,900



ADHI 2260-2340 (TP 2016F:2900)
 Pola *Four Black Crows* terbentuk atas ADHI mengindikasikan *Bearish Continuation*. BOW 2290

Pembangunan Perumahan (PTPP)

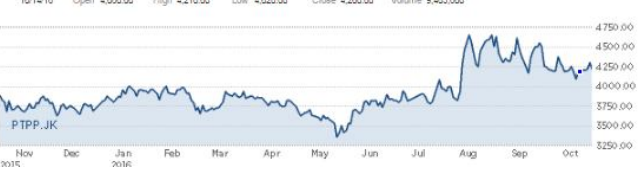
4,210.00 IDR ▼-90.00 (-2.09%) 2,222,800 3,300.00 4,850.00
 Last | 4:10:00 PM VST Change Volume 52 week range

QUOTE CHART NEWS PROFILE EARNINGS PEERS FINANCIALS OWNERSHIP

1 Day 5 Day 1 Mo 3 Mo 6 Mo YTD 1 Yr 3 Yr 5 Yr 10 Yr

Daily Mountain Upper Indicators Lower Indicators Standard Logarithmic

10/14/16 Open 4,080.00 High 4,210.00 Low 4,020.00 Close 4,200.00 Volume 9,405,600



PTPP 4175-4275 (TP 2016F:5200)
 Pola *Bearish Harami* terbentuk atas PTPP mengindikasikan *Bearish Reversal*. BOW 4200



Bank Rakyat Indonesia (BBRI)



Waskita Karya (WSKT)



BBRI 12000-12275 (TP 2016F:12600).
 Pola *Bearish Harami* terbentuk atas BBRI mengindikasikan *Bearish Reversal*. BOW 12150

WSKT 2545-2625 (TP 2016F:3340)
 Pola *Bearish Harami Cross* terbentuk atas WSKT mengindikasikan *Bearish Reversal*. BOW 2580

Bumi Serpong Damai (BSDE)



BSDE 2175-2275 (TP 2016F:2400)
 Pola *Bullish Harami Cross* terbentuk atas BSDE mengindikasikan *Bullish Reversal*. BUY 2200

Gudang Garam (GGRM)



GGRM 65300-66950 (TP 2016F:71000)
 Pola *Three Inside Up* terbentuk atas GGRM mengindikasikan *Bullish Continuation*. BUY 65875

USD/IDR Recommendation:

#Buy At/Above: 13,010
 Targets: 13,035 » 13,090
 Stoploss: 12,985

*Sell At/Below: 12,985
 Targets: 12,960 » 12,905
 Stoploss: 13,010

PTBA (TP 2016F: 13,125)

Recommendation:
 #Buy At/Above: 12,175
 Targets: 12,200 » 12,700
 Stoploss: 12,150

*Sell At/Below: 12,150
 Targets: 12,125 » 11,625
 Stoploss: 12,175

ADRO (TP 2016F: 1,450)

Recommendation:
 #Buy At/Above: 1,525
 Targets: 1,535 » 1,585
 Stoploss: 1,515

*Sell At/Below: 1,515
 Targets: 1,510 » 1,460
 Stoploss: 1,525

AKRA (TP 2016F: 7,200)

Recommendation:
 #Buy At/Above: 6,800
 Targets: 6,825 » 7,125
 Stoploss: 6,775

*Sell At/Below: 6,775
 Targets: 6,750 » 6,450
 Stoploss: 6,800

BBTN (TP 2016F: 2,285)

Recommendation:
 #Buy At/Above: 1,940
 Targets: 1,945 » 2,015
 Stoploss: 1,965

*Sell At/Below: 1,965
 Targets: 1,900 » 1,830
 Stoploss: 1,940

CTRA (TP 2016F: 1,675)

Recommendation:
 #Buy At/Above: 1,560
 Targets: 1,570 » 1,620
 Stoploss: 1,550

*Sell At/Below: 1,550
 Targets: 1,540 » 1,490
 Stoploss: 1,560

ICBP (TP 2016F: 9,125)

Recommendation:
 #Buy At/Above: 9,500
 Targets: 9,525 » 9,725
 Stoploss: 9,475

*Sell At/Below: 9,475
 Targets: 9,450 » 9,250
 Stoploss: 9,500

ASII (TP 2016F: 8,325)

Recommendation:
 #Buy At/Above: 8,300
 Targets: 8,325 » 8,625
 Stoploss: 8,275

*Sell At/Below: 8,275
 Targets: 8,225 » 7,925
 Stoploss: 8,300

 Research

Edwin J. Sebayang edwin.sebayang@mncsecurities.com <i>mining, energy, company groups</i>	Head of research ext.52233
Victoria Venny victoria.setyaningrum@mncsecurities.com <i>telecommunication, tower</i>	ext.52236
Gilang A. Dhiroboto gilang.dhiroboto@mncgroup.com <i>construction, property</i>	ext.52235
Yosua Zisokhi yosua.zisokhi@mncgroup.com <i>plantation, poultry, cement</i>	ext.52234
Rr. Nurulita Harwaningrum roro.harwaningrum@mncgroup.com <i>banking</i>	ext.52237
Krestanti Nugrahane Widhi krestanti.widhi@mncgroup.com <i>research associate</i>	ext.52166
Sukisnawati Puspitasari sukisnawati.sari@mncgroup.com <i>research associate</i>	ext.52166

MNC Securities
 MNC Financial Center Lt 14—16
 Jl. Kebon Sirih No.21—27 Jakarta 10340
 P. 021-29803111
 F. 021-39836857

Disclaimer

This research report has been issued by PT MNC Securities It may not be reproduced or further distributed or published, in whole or in part, for any purpose. PT MNC Securities has based this document on information obtained from sources it believes to be reliable but which it has not independently verified; PT MNC Securities makes no guarantee, representation or warranty and accepts no responsibility to liability as to its accuracy or completeness. Expression of opinion herein are those of the research department only and are subject to change without notice. This document is not and should not be construed as an offer or the solicitation of an offer to purchase or subscribe or sell any investment. PT MNC Securities and its affiliates and/or their offices, directors and employees may own or have positions in any investment mentioned herein or any investment related thereto and may from time to time add to or dispose of any such investment. PT MNC Securities and its affiliates may act as market maker or have assumed an underwriting position in the securities of companies discusses herein (or investment related thereto) and may sell them to or buy them from customers on a principal basis and may also perform or seek to perform investment banking or underwriting services for or relating to those companies.