



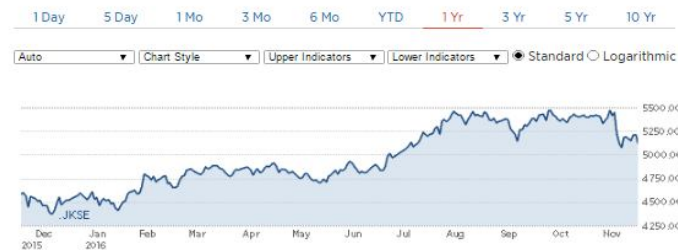
BIRD TECHNICAL

Jumat, 25 November 2016

IDX-Composite

5,107.62 IDR ▼-104.37 (-2%) 7,831,333,900 4,330.76 ▲ 5,491.7
 Last | 4:06:00 PM VST Change Volume 52 week range

QUOTE CHART NEWS PROFILE EARNINGS PEERS FINANCIALS OWNERSHIP



United Tractor (UNTR)

21,475.00 IDR ▼-425.00 (-1.94%) 3,270,900 12,550.00 ▲ 23,975.00
 Last | 4:07:00 PM VST Change Volume 52 week range

QUOTE CHART NEWS PROFILE EARNINGS PEERS FINANCIALS OWNERSHIP



IDX Composite 5,071 - 5,155
 Pola *Bearish Kicking* terbentuk atas IDX mengindikasikan berlanjutnya kejatuhan dihari Jumat.

UNTR 20700-22000 (TP 2016F:22125)
 Pola *Inverted Hammer* terbentuk atas UNTR mengindikasikan *Bearish Reversal*. BOW 21425

Telekomunikasi Indonesia (Persero) Tbk. (TLKM)

3,810.00 IDR ▼-130.00 (-3.3%) 87,837,500 2,800.00 ▲ 4,570.00
 Last | 4:10:00 PM VST Change Volume 52 week range

QUOTE CHART NEWS PROFILE EARNINGS PEERS FINANCIALS OWNERSHIP



TLKM 3660-3905 (TP 2016F:5100).
 Pola *Bearish Kicking* terbentuk atas TLKM mengindikasikan *Bearish Reversal*. BOW 3800.

Semen Indonesia (Persero) Tbk. (SMGR)

8,050.00 IDR ▼-350.00 (-4.17%) 5,721,900 8,050.00 ▲ 11,875.00
 Last | 4:10:00 PM VST Change Volume 52 week range

QUOTE CHART NEWS PROFILE EARNINGS PEERS FINANCIALS OWNERSHIP



SMGR 7825-8250 (TP 2016F:12000).
 Pola *Three Black Crows* terbentuk atas SMGR mengindikasikan *Bearish Continuation*. BOW 8000.

Follow us on:



BIRDMsec



Bird Msec



Charoen Pokphand Indonesia (CPIN)

3,300.00 IDR ▼-70.00 (-2.08%) 2,416,400 2,600.00 4,020.00
 Last | 4:11:00 PM VST Change Volume 52 week range

QUOTE CHART NEWS PROFILE EARNINGS PEERS FINANCIALS OWNERSHIP



CPIN 3250-3390 (TP 2016F: 4300)
 Pola *Three Inside Down* terbentuk atas CPIN mengidentifikasi *Bearish Continuation*. BOW 3290.

Bank Negara Indonesia (BBNI)

5,000.00 IDR ▼-125.00 (-2.44%) 28,693,800 4,270.00 5,975
 Last | 4:11:00 PM VST Change Volume 52 week range

QUOTE CHART NEWS PROFILE EARNINGS PEERS FINANCIALS OWNERSHIP

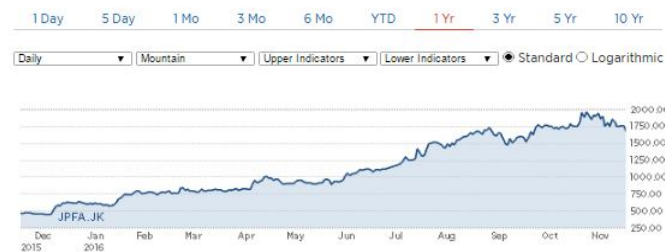


BBNI 4880-5230 (TP 2016F: 6125)
 Pola *Three Outside Down* terbentuk atas BBNI mengidentifikasi *Bearish Continuation*. BOW 4990

Japfa Comfeed Indonesia (JPFA)

1,680.00 IDR ▼-75.00 (-4.27%) 4,894,500 416.00 1,975.00
 Last | 4:11:00 PM VST Change Volume 52 week range

QUOTE CHART NEWS PROFILE EARNINGS PEERS FINANCIALS OWNERSHIP



JPFA 1580-1750 (TP 2016F: 1800)
 Pola *Bearish Kicking* terbentuk atas JPFA mengindikasikan *Bearish Reversal*. BOW 1670

Pembangunan Perumahan (PTPP)

3,990.00 IDR ▼-70.00 (-1.72%) 7,009,400 3,300.00 4,850.00
 Last | 4:14:00 PM VST Change Volume 52 week range

QUOTE CHART NEWS PROFILE EARNINGS PEERS FINANCIALS OWNERSHIP



PTPP 3875-4115 (TP 2016F: 5200)
 Pola *Bearish Engulfing* terbentuk atas PTPP mengindikasikan *Bearish Reversal*. BOW 3980.

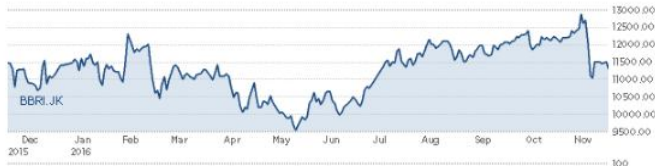


Bank Rakyat Indonesia (BBRI)

11,300.00 IDR ▼ -200.00 (-1.74%) 22,662,100 ▲ 9,525.00 12,975.00
 Last | 4:11:00 PM VST Change Volume 52 week range

QUOTE CHART NEWS PROFILE EARNINGS PEERS FINANCIALS OWNERSHIP

1 Day 5 Day 1 Mo 3 Mo 6 Mo YTD 1 Yr 3 Yr 5 Yr 10 Yr
 Daily Mountain Upper Indicators Lower Indicators Standard Logarithmic



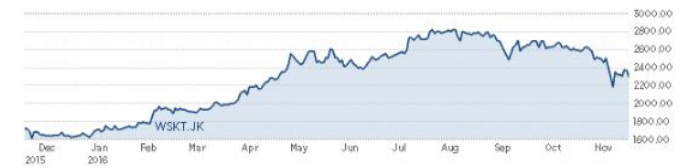
BBRI 10975-11550 (TP 2016F:12600).
 Pola *Bearish Kicking* terbentuk atas BBRI mengindikasikan *Bearish Reversal*. BOW 11250

Waskita Karya (WSKT)

2,290.00 IDR ▼ -70.00 (-2.97%) 17,771,500 ▲ 1,605.00 2,860.00
 Last | 4:11:00 PM VST Change Volume 52 week range

QUOTE CHART NEWS PROFILE EARNINGS PEERS FINANCIALS OWNERSHIP

1 Day 5 Day 1 Mo 3 Mo 6 Mo YTD 1 Yr 3 Yr 5 Yr 10 Yr
 Daily Mountain Upper Indicators Lower Indicators Standard Logarithmic



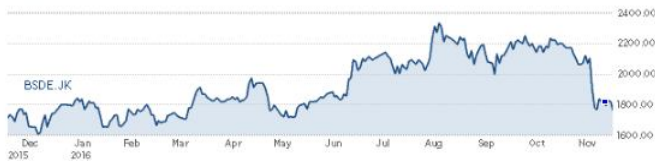
WSKT 2175-2380 (TP 2016F:3340)
 Pola *Three Inside Down* terbentuk atas WSKT mengindikasikan *Bearish Continuation*. BOW 2280

Bumi Serpong Damai (BSDE)

1,760.00 IDR ▼ -55.00 (-3.03%) 16,914,700 ▲ 1,580.00 2,380.00
 Last | 4:14:00 PM VST Change Volume 52 week range

QUOTE CHART NEWS PROFILE EARNINGS PEERS FINANCIALS OWNERSHIP

1 Day 5 Day 1 Mo 3 Mo 6 Mo YTD 1 Yr 3 Yr 5 Yr 10 Yr
 Daily Mountain Upper Indicators Lower Indicators Standard Logarithmic



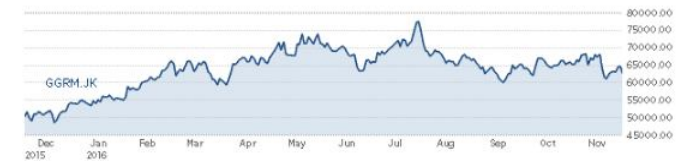
BSDE 1700-1800 (TP 2016F:2400)
 Pola *Three Inside Down* terbentuk atas BSDE mengindikasikan *Bearish Continuation*. BOW 1750

Gudang Garam (GGRM)

62,500.00 IDR ▼ -2000.00 (-3.1%) 797,300 ▲ 48,275.00 77,950.00
 Last | 4:10:00 PM VST Change Volume 52 week range

QUOTE CHART NEWS PROFILE EARNINGS PEERS FINANCIALS OWNERSHIP

1 Day 5 Day 1 Mo 3 Mo 6 Mo YTD 1 Yr 3 Yr 5 Yr 10 Yr
 Daily Mountain Upper Indicators Lower Indicators Standard Logarithmic



GGRM 61450-63550 (TP 2016F:71000)
 Pola *Bearish Meeting Line* terbentuk atas GGRM mengindikasikan *Bearish Reversal*. BOW 62450

USD/IDR Recommendation:

#Buy At/Above: 13,575
 Targets: 13,600 » 13,655
 Stoploss: 13,545

*Sell At/Below: 13,545
 Targets: 13,525 » 13,465
 Stoploss: 13,575

PTBA (TP 2016F: 13,125)

Recommendation:
 #Buy At/Above: 11,425
 Targets: 11,450 » 11,950
 Stoploss: 11,400

*Sell At/Below: 11,400
 Targets: 11,375 » 10,875
 Stoploss: 11,425

ADRO (TP 2016F: 1,450)

Recommendation:
 #Buy At/Above: 1,645
 Targets: 1,650 » 1,710
 Stoploss: 1,640

*Sell At/Below: 1,640
 Targets: 1,635 » 1,575
 Stoploss: 1,645

AKRA (TP 2016F: 7,200)

Recommendation:
 #Buy At/Above: 6,450
 Targets: 6,475 » 6,775
 Stoploss: 6,425

*Sell At/Below: 6,425
 Targets: 6,400 » 6,100
 Stoploss: 6,450

BBTN (TP 2016F: 2,285)

Recommendation:
 #Buy At/Above: 1,650
 Targets: 1,655 » 1,725
 Stoploss: 1,645

*Sell At/Below: 1,645
 Targets: 1,640 » 1,570
 Stoploss: 1,650

CTRA (TP 2016F: 1,675)

Recommendation:
 #Buy At/Above: 1,435
 Targets: 1,440 » 1,500
 Stoploss: 1,430

*Sell At/Below: 1,430
 Targets: 1,420 » 1,360
 Stoploss: 1,435

ICBP (TP 2016F: 9,125)

Recommendation:
 #Buy At/Above: 8,550
 Targets: 8,575 » 8,775
 Stoploss: 8,525

*Sell At/Below: 8,525
 Targets: 8,500 » 8,300
 Stoploss: 8,550

ASII (TP 2016F: 8,325)

Recommendation:
 #Buy At/Above: 7,525
 Targets: 7,550 » 7,750
 Stoploss: 7,500

*Sell At/Below: 7,500
 Targets: 7,475 » 7,275
 Stoploss: 7,525

Research

Edwin J. Sebayang edwin.sebayang@mncsecurities.com <i>mining, energy, company groups</i>	Head of research ext.52233
Victoria Venny victoria.setyaningrum@mncsecurities.com <i>telecommunication, tower</i>	ext.52236
Gilang A. Dhiroboto gilang.dhiroboto@mncgroup.com <i>construction, property</i>	ext.52235
Yosua Zisokhi yosua.zisokhi@mncgroup.com <i>plantation, poultry, cement</i>	ext.52234
Rr. Nurulita Harwaningrum roro.harwaningrum@mncgroup.com <i>banking</i>	ext.52237
Krestanti Nugrahane Widhi krestanti.widhi@mncgroup.com <i>research associate</i>	ext.52166
Sukisnawati Puspitasari sukisnawati.sari@mncgroup.com <i>research associate</i>	ext.52166

MNC Securities
 MNC Financial Center Lt 14—16
 Jl. Kebon Sirih No.21—27 Jakarta 10340
 P. 021-29803111
 F. 021-39836857

Disclaimer

This research report has been issued by PT MNC Securities. It may not be reproduced or further distributed or published, in whole or in part, for any purpose. PT MNC Securities has based this document on information obtained from sources it believes to be reliable but which it has not independently verified; PT MNC Securities makes no guarantee, representation or warranty and accepts no responsibility to liability as to its accuracy or completeness. Expression of opinion herein are those of the research department only and are subject to change without notice. This document is not and should not be construed as an offer or the solicitation of an offer to purchase or subscribe or sell any investment. PT MNC Securities and its affiliates and/or their offices, directors and employees may own or have positions in any investment mentioned herein or any investment related thereto and may from time to time add to or dispose of any such investment. PT MNC Securities and its affiliates may act as market maker or have assumed an underwriting position in the securities of companies discusses herein (or investment related thereto) and may sell them to or buy them from customers on a principal basis and may also perform or seek to perform investment banking or underwriting services for or relating to those companies.