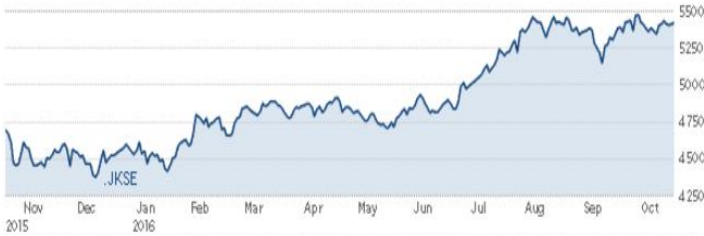




## BIRD DAILY

Selasa, 08 November 2016



## IHSG

5,386.20

+23.54 (+0.43%)

## MNC36

304,95

-0.04 (-0.01%)

## INDONESIA STOCK EXCHANGE

Volume	10.99
Value	6.94
Market Cap.	5,827
Average PE	14.5
Average PBV	2.1
High—Low (Yearly)	5.524-4.033
USD/IDR	13.055
IHSG Daily Range	5.365-5.452
USD/IDR Daily Range	12.985-13.175

## GLOBAL MARKET (07/11)

Indices	Point	+/-	%
DJIA	18.259,60	+371,32	+2,08
NASDAQ	5.166,17	+119,80	+2,37
NIKKEI	17,177.21	+271.85	+1.61
HSEI	22,801.40	+158.78	+0.70
STI	2,800.95	+12.15	+0.44

## COMMODITIES PRICE (07/11)

Komoditas	Price	+/-	%
Nymex/barrel	44,89	+0,82	+1,97
Batubara US/ton	89	+2,1	+2,42
Emas US/oz	1.281,58	-23,02	-1,76
Nikel US/ton	11.130	+670	+6,4
Timah US/ton	21.845	+545	+2,56
Copper US/ pound	2,3	-0,001	-0,04
CPO RM/ Mton	2.789	+53	+1,94

## Follow us on:



BIRDMsec



Bird Msec

## MARKET COMMENT

Indeks Harga Saham Gabungan pada perdagangan Senin (07 November 2016) ditutup menguat 23,54 poin atau 0,43% ke level 5,386.20. IHSG bergerak menguat sejalan dengan pertumbuhan ekonomi Indonesia triwulan III sebesar 5,02%

## TODAY RECOMMENDATION

Setelah 10 hari DJIA turun -1.84% dan S&P 500 selama 9 hari turun -3.07%, akhirnya ke 2 Indeks di Wallstreet tersebut *rebound* masing-masing sebesar +2.08% dan +2.37% menyusul *statement* dari FBI mengatakan tidak merubah rekomendasi mereka seperti bulan Juli ditengah ramainya perdagangan Senin tercermin dalam *volume* perdagangan berjumlah 7.0 miliar saham (lebih besar dibandingkan rata-rata 20 hari perdagangan terakhir berjumlah 6.7 miliar saham).

Dari dalam negeri, berlanjutnya *Net Sell* investor asing memasuki awal minggu ke-10 mencapai Rp -8.81 triliun sehingga *net buy* asing *Year To Date* turun menjadi Rp 30.56 triliun disertai perlambatan pertumbuhan ekonomi Q3/2016 hanya tumbuh 5.02%, lebih rendah dari Q2/2016 yg tumbuh 5.19% dan lebih rendah dari konsensus 5.08%, dan GDP Indonesia diperkirakan hingga tahun 2018 hanya akan tumbuh dibawah 5.5%, tidak mengurungkan niat IHSG, *on daily basis*, Selasa ini berpeluang melanjutkan kenaikan didorong penguatan DJIA +2.08%, EIDO +3.03%, *Oil* +1.9%, Nikel +6.4%, Tin +2.56% dan CPO +1.94%.

Saham berbasis nikel, timah, batubara seperti INCO, TINS, PTBA, ITMG dan ADRO harus mendapat perhatian utama untuk dibeli Selasa ini selain tentunya saham WSBP, SRIL dan JPFA yang di *becking strong fundamental* bagus untuk dimasukkan kedalam keranjang portfolio.

BUY: INCO, TINS, WSBP, UNTR, BBRI, TLKM, BSDE, ADHI, SMGR, PTBA, ADRO, BBTN, CTRA, ICBP, ASII

BOW: SRIL, GGRM, JPFA, CPIN, WSKT, BBTN, PTPP, AKRA

## MARKET MOVERS (08/11)

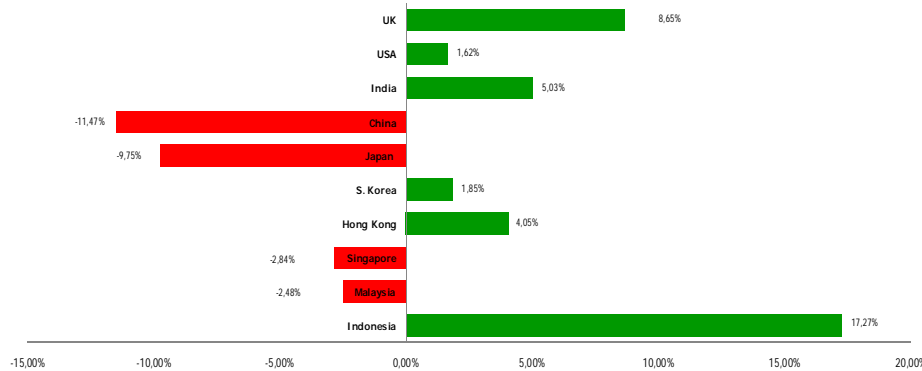
Rupiah, Selasa melemah di level Rp 13.086 (08.00 AM)  
Indeks Nikkei, Selasa menguat 25 poin (08.00 AM)  
DJIA, Selasa menguat 371 poin (08.00 AM)




---

COMPANY LATEST

**World Indices Comparison 2016 Year-to-Date Growth**



(Miliar Rp)



07/11/2016 IDX Foreign Net Trading	Net Sell -1.078
Year 2016 IDX Foreign Net Trading	Net Buy 31,090.1

**ECONOMIC CALENDER**

**CORPORATE ACTION**

Monday

**07**

November

- EURO : German Factory Orders m/m
- England : Halifax HPI m/m
- EURO : Eurogroup Meetings
- China : Trade Balance
- USA : Consumer Credit m/m
- USA : Loan Officer Survey

- AGRO : Public Expose Going
- AKKU : Right Issue Cum Date
- ITMG : Cash Dividend Cum Date
- SMSM : Stock Split Dist Date
- SRAJ : Right Issue Rec Date
- XCID : Cash Dividend Rec Date

Tuesday

**08**

November

- England : Manufacturing Production m/m
- USA : Presidential Election
- EURO : ECOFIN Meetings
- USA : Mortgage Delinquencies
- Japan : Current Account
- China : CPI y/y

- AKKU : Right Issue Ex Date
- ITMG : Cash Dividend Ex Date

Wednesday

**09**

November

- England : Goods Trade Balance
- EURO : EU Economic Forecasts
- USA : Crude Oil Inventories

- SRAJ : Right Issue Start Trading
- SRAJ-R : Start Trading

Thursday

**10**

November

- USA : Crude Oil Inventories
- USA : Unemployment Claims
- Canada : NHPI m/m

- AKKU : Right Issue Rec Date
- ITMG : Cash Dividend Rec Date
- PWON : RUPS Going
- SKBM : Public Expose Going

Friday

**11**

November

- USA : Prelim UoM Consumer Sentiment
- Canada : BOC Gov Poloz Speaks

- BUDI : public Expose Going
- CENT : RUPS Going
- MSKY : RUPS Going
- PBRX : RUPS Going
- TBLA : Public Expose Going

**TRADING SUMMARY**

TOP TRADING VOLUME			TOP TRADING VALUE			TOP GAINERS			TOP LOSERS		
Code	(Mill. Sh)	%	Code	(Bill. Rp)	%	Code	Change	%	Code	Change	%
BUMI	2,287	20.8	BUMI	615	8.8	LCGP	50	35.0	KBLM	-52	-10.0
MYRX	2,079	18.9	TLKM	480	6.9	NELY	27	31.0	TMPI	-9	-9.7
BRMS	885	8.1	BBCA	347	5.0	SMMT	42	27.5	MLIA	-60	-9.7
DEWA	420	3.8	ASII	313	4.5	GPRA	40	22.2	VICO	-10	-9.1
CPRO	225	2.0	MYRX	269	3.9	PICO	28	14.0	MYTX	-6	-8.8

**DAILY TECHNICAL RECOMMENDATION**

CODE	CLOSE	CHG	S	R	REC	CODE	CLOSE	CHG	S	R	REC
<b>INDUSTRI DASAR DAN KIMIA</b>						<b>PROPERTI DAN REAL ESTATE</b>					
CPIN	3530	-90	3485	3665	BOW	CTRA	1565	60	1378	1693	BUY
INTP	15925	-175	15600	16425	BOW	PTPP	3970	-10	3825	4125	BOW
SMGR	9.300	25	9025	9550	BUY	WSKT	2500	-10	2340	2670	BOW
<b>PERDAGANGAN, JASA DAN INVESTASI</b>						<b>ANEKA INDUSTRI</b>					
ACES	870	-10	838	913	BOW	ASII	8225	100	7913	8438	BUY
EMTK	8800	0	8800	8800	BOW	SRIL	270	-4	260	284	BOW
LINK	5.100	50	4850	5300	BUY	<b>PERTAMBANGAN</b>					
LPPF	15.825	-100	15388	16363	BOW	ADRO	1685	15	1625	1730	BUY
MIKA	2.840	-10	2710	2980	BOW	PTBA	13050	575	11788	13738	BUY
SCMA	2470	0	2350	2590	BOW	<b>PERKEBUNAN</b>					
UNTR	22275	425	21238	22888	BUY	LSIP	1455	45	1350	1515	BUY
<b>INFRASTRUKTUR</b>						SSMS	1465	-10	1418	1523	BOW
JSMR	4490	0	4415	4565	BOW	<b>BARANG KONSUMSI</b>					
TBIG	5850	50	5525	6125	BUY	GGRM	66475	-575	63913	69613	BOW
TLKM	4150	0	4045	4255	BOW	ICBP	9275	175	8663	9713	BUY
TOWR	3800	0	3695	3905	BOW	INDF	8150	-25	7975	8350	BOW
<b>KEUANGAN</b>						KLBF	1690	-35	1460	1955	BOW
BBCA	15400	-100	14813	16088	BOW	UNVR	44000	25	43275	44700	BUY
BBNI	5575	-25	5363	5813	BOW	<b>COMPANY GROUP</b>					
BBRI	12450	50	12088	12763	BUY	BHIT	139	-3	132	150	BOW
BBTN	1875	5	1828	1918	BUY	BMTR	780	-15	735	840	BOW
BDMN	3760	-20	3650	3890	BOW	MNCN	1900	-55	1793	2063	BOW
BJBR	1515	-10	1430	1610	BOW	BABP	65	0	64	67	BOW
BMRI	11375	275	10825	11650	BUY	BCAP	1565	0	1565	1565	BOW
BTPN	2880	400	2665	2695	BUY	IATA	50	0	50	50	BOW
						KPIG	1.425	-25	1438	1438	BOW
						MSKY	1045	-60	723	1428	BOW

Research

<b>Edwin J. Sebayang</b> edwin.sebayang@mncsecurities.com <i>mining, energy, company groups</i>	Head of research ext.52233
<b>Victoria Venny</b> victoria.setyaningrum@mncsecurities.com <i>telecommunication, tower</i>	ext.52236
<b>Gilang A. Dhiroboto</b> gilang.dhiroboto@mncgroup.com <i>construction, property</i>	ext.52235
<b>Yosua Zisokhi</b> yosua.zisokhi@mncgroup.com <i>plantation, poultry, cement</i>	ext.52234
<b>Rr. Nurulita Harwaningrum</b> roro.harwaningrum@mncgroup.com <i>banking</i>	ext.52237
<b>Krestanti Nugrahane Widhi</b> krestanti.widhi@mncgroup.com <i>research associate</i>	ext.52166
<b>Sukisnawati Puspitasari</b> sukisnawati.sari@mncgroup.com <i>research associate</i>	ext.52166

## MNC Securities

MNC Financial Center Lt 14—16  
Jl. Kebon Sirih No.21—27 Jakarta 10340  
P. 021-29803111  
F. 021-39836857

### Disclaimer

This research report has been issued by PT MNC Securities. It may not be reproduced or further distributed or published, in whole or in part, for any purpose. PT MNC Securities has based this document on information obtained from sources it believes to be reliable but which it has not independently verified; PT MNC Securities makes no guarantee, representation or warranty and accepts no responsibility to liability as to its accuracy or completeness. Expression of opinion herein are those of the research department only and are subject to change without notice. This document is not and should not be construed as an offer or the solicitation of an offer to purchase or subscribe or sell any investment. PT MNC Securities and its affiliates and/or their offices, directors and employees may own or have positions in any investment mentioned herein or any investment related thereto and may from time to time add to or dispose of any such investment. PT MNC Securities and its affiliates may act as market maker or have assumed an underwriting position in the securities of companies discussed herein (or investment related thereto) and may sell them to or buy them from customers on a principal basis and may also perform or seek to perform investment banking or underwriting services for or relating to those companies.